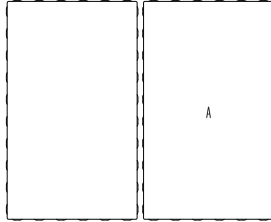




# BLU GRANDE

**DESCRIPTION:** Slab **TEXTURE:** Smooth and HD<sup>2</sup> Smooth

## PALLET OVERVIEW



## NOTES

See page 35 to 37 for more technical information.

See page 29 for more information about applications.

Allowable load Capacity of slab on pedestal set (including a safety factor of 2): 776 lb (352 kg)

The application on pedestal Set for Blu Grande is recommended for Blu Grande in HD<sup>2</sup> only.

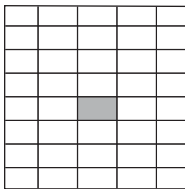
Specifications per pallet		Imperial	Metric
SMOOTH	Cubing	<b>87.91 ft<sup>2</sup></b>	8.17 m <sup>2</sup>
	Approx. Weight	2 382 lbs	1 081 kg
	Number of rows	10	
	Coverage per row	8.79 ft <sup>2</sup>	0.82 m <sup>2</sup>
	Linear coverage per row	Depth 3.25 lin. ft Length 5.41 lin. ft	0.99 lin. m 1.65 lin. m

Unit dimensions		in	mm	Units/pallet
	Height	2 3/8	60	20 units
	Width	19 1/2	495	
	Length	32 1/2	825	


Specifications per pallet		Imperial	Metric
SMOOTH HD <sup>2</sup>	Cubing	<b>96.71 ft<sup>2</sup></b>	8.98 m <sup>2</sup>
	Approx. Weight	2 744 lbs	1 244 kg
	Number of rows	11	
	Coverage per row	8.79 ft <sup>2</sup>	0.82 m <sup>2</sup>
	Linear coverage per row	Depth 3.25 lin. ft Length 5.41 lin. ft	0.99 lin. m 1.65 lin. m

Unit dimensions		in	mm	Units/pallet
	Height	2 3/8	60	22 units
	Width	19 1/2	495	
	Length	32 1/2	825	

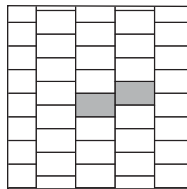
04 | Linear pattern



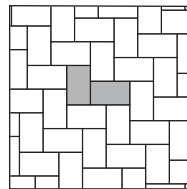
05 | Linear pattern



06 | Linear pattern



07 | Herringbone pattern



Patterns are for design inspiration only. The installer is responsible to calculate & purchase the correct amount of material.

Chestnut Brown

HD<sup>2</sup> Smooth  
Smooth



Champlain Grey

HD<sup>2</sup> Smooth  
Smooth




Beige Cream

Smooth



Greyed Nickel

HD<sup>2</sup> Smooth  
Smooth



Shale Grey

HD<sup>2</sup> Smooth  
Smooth



Onyx Black

Smooth

