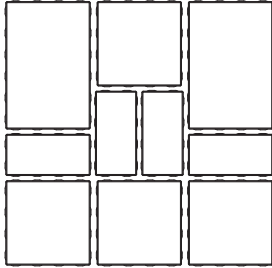




BLU 60 mm

DESCRIPTION: Slab **TEXTURE:** Polished

PALLET OVERVIEW



NOTES




See page 35 to 37 for more technical information. When used in a permeable pavement application, see page 33 and 101 for more technical information.

See page 29 for more information about applications.

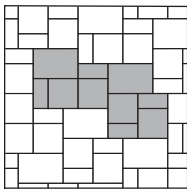
JOINT WIDTH: 9/32" (7 mm)
% OF SURFACE OPENING: 3.0 %
INFILTRATION RATE: 570 in./hr
 (14 475 mm/hr)

Polished is made-to-order, minimum order of 500 sq. ft. Deposit required.

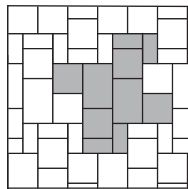
Specifications per pallet	Imperial	Metric
Cubing	116.82 ft²	10.96 m ²
Approx. Weight	3 125 lbs	1 417 kg
Number of rows	11	
Coverage per row	10.62 ft ²	0.99 m ²
Linear coverage per row	9.81 lin. ft	3.02 lin. m

	Unit dimensions	in	mm	Units/pallet
A				
	Height	2 5/16	58	44 units
	Width	13	330	
	Length	6 1/2	165	
B				
	Height	2 5/16	58	44 units
	Width	13	330	
	Length	13	330	
C				
	Height	2 5/16	58	22 units
	Width	13	330	
	Length	19 1/2	495	

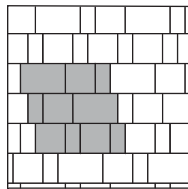
01 | Modular pattern



02 | Modular pattern



03 | Linear pattern



Patterns are for design inspiration only. The installer is responsible to calculate & purchase the correct amount of material.

Chestnut Brown




Beige Cream



Greyed Nickel



Shale Grey



Onyx Black

