


# LYRA™ SIGNATURE SMOOTH & NANOBLAST

SIGNATURE & PREMIERE SERIES SLAB / 60MM / 

## UNITS




23.62 x 35.43 x 2.36 in  
600 x 900 x 60mm  
Units/bundle: 18  
Units/layer: 2



11.81 x 35.43 x 2.36 in  
300 x 900 x 60mm  
Units/bundle: 27  
Units/layer: 3



23.62 x 23.62 x 2.36 in  
600 x 600 x 60mm  
Units/bundle: 18  
Units/layer: 2



11.81 x 23.62 x 2.36 in  
300 x 600 x 60mm  
Units/bundle: 54  
Units/layer: 6

## BUNDLE SPECIFICATIONS

## IMPERIAL

## METRIC

Coverage	104.6 ft <sup>2</sup>	9.72 m <sup>2</sup>
Weight	2992 lbs	1357.1 kg
Layers	9	
Coverage per layer	11.62 ft <sup>2</sup>	1.08 m <sup>2</sup>
Lineal coverage	35.43 / 53.15 ft	10.8 / 16.2 m
Lineal coverage per layer	3.94 / 5.91 ft	1.2 / 1.8 m

Coverage	78.45 ft <sup>2</sup>	7.29 m <sup>2</sup>
Weight	2256 lbs	1023.3 kg
Layers	9	
Coverage per layer	8.71 ft <sup>2</sup>	0.81 m <sup>2</sup>
Lineal coverage	26.57 / 79.72 ft	8.1 / 24.3 m
Lineal coverage per layer	2.95 / 8.86 ft	0.9 / 2.7 m


Coverage	69.7 ft <sup>2</sup>	6.47 m <sup>2</sup>
Weight	1956 lbs	887.2 kg
Layers	9	
Coverage per layer	7.75 ft <sup>2</sup>	0.72 m <sup>2</sup>
Lineal coverage	35.43 ft	10.8 m
Lineal coverage per layer	3.94 ft	1.2 m

Coverage	104.6 ft <sup>2</sup>	9.72 m <sup>2</sup>
Weight	3012 lbs	1366.2 kg
Layers	9	
Coverage per layer	11.62 ft <sup>2</sup>	1.08 m <sup>2</sup>
Lineal coverage	35.43 / 53.15 ft	10.8 / 16.2 m
Lineal coverage per layer	3.94 / 5.91 ft	1.2 / 1.8 m



## BUNDLE OVERVIEW


12x24




24x24



12x36



24x36



## NOTES

For pedestrian use only. Medium to large format slab with a soft touch surface. Provides a contemporary finish. DesignLoc® technology allows for a highly refined surface, with integral colouring.

When installing slabs on a pedestal set, ensure to consider load requirements. Refer to a project engineer for specific considerations.

Plate tamper not recommended.

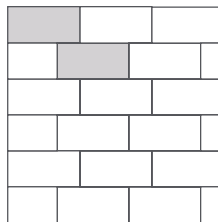
## SIGNATURE COLOURS

Carrara  
Colorado Grey  
Glacier Creek **(NEW)**  
Pearl  
Ultra Black\*

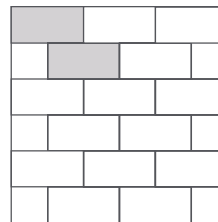
## PREMIERE COLOURS \*\*

Brightsand (Special Order)  
Eclipse  
Silverlight  
Storm

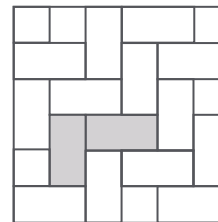
## PATTERNS



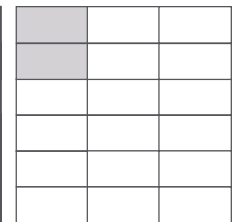
3/4 Off-Set \*Best Practice\*



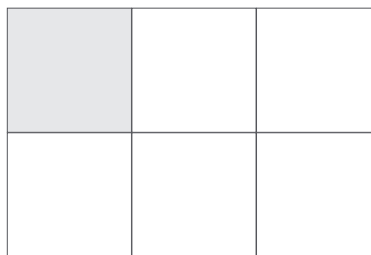
1/2 Off-Set



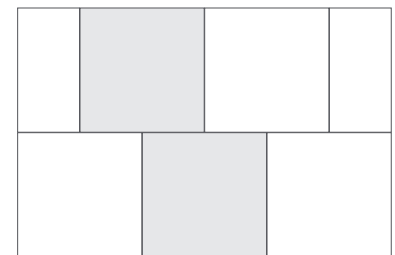
Herringbone



Tile Joint



Tile Joint



1/2 Off-Set

\* Ultra Black available in 12" X 24" & 24" X 24". Ultra Black 12" x 36" and 24" x 36" are special order.

\*\* NanoBlast™ Colours available in 12" X 24" & 24" X 24". NanoBlast™ Colours in 12" x 36" and 24" x 36" are special order.