

# FORNO



---


Pizza Oven

Installation guide and owner's manual

TECHO — BLOC

# PARTS INCLUDED:

**PART A:** PIZZA OVEN BODY



**PART B:** CHIMNEY



**PART C:** CHIMNEY CAP



**PART D:** RUBBER FEET (x4)




**PART E:** METAL DOOR



# ASSEMBLY STEPS:


**1:** SECURE CHIMNEY (**PART B**) TO PIZZA OVEN BODY (**PART A**)



**2: INSERT CHIMNEY CAP (PART C) IN THE CHIMNEY (PART B)**



**3: IMPORTANT: REMOVE ALL PROTECTIVE PLASTIC FILM FROM PART A & E**



**PLASTIC FILM HAS TO BE REMOVED BEFORE THE OVEN IS TURNED ON**

**4: OPTIONAL: THERE ARE SLOTS AT THE BOTTOM OF THE OVEN BODY (PART A) TO RECEIVE THE RUBBER FEET (PART D). IT CAN ELEVATE OR STABILIZE THE OVEN.**

## CANADA

### MONTREAL

5255 Albert-Millichamp Street, Saint-Hubert, QC J3Y 8Z8

### CHAMBLY

7800 Samuel-Hatt Street Chambly, QC J3L 6W4

### OTTAWA

3455 Hawthorne Road, Ottawa, ON K1G 4G2

### TORONTO

10 Freshway Drive, Vaughan, ON L4K 1S3

### TORONTO

1050 Industrial Road, Ayr, ON N0B 1E0

## USA

### ILLINOIS

8201, 31st Street West, Rock Island, IL 61201

### ILLINOIS

24312 W. Riverside Dr, Channahon, IL 60410

### INDIANA

2397 County Road 27, Waterloo, IN 46793

### MARYLAND

6710 Binder Lane, Elkridge, MD 21075

### MASSACHUSETTS

70 East Brookfield Rd., North Brookfield, MA 01535

### MINNESOTA

4372 170th Street West, Farmington, MN 55024

### NEW YORK

55-65 South 4th Street, Bay Shore, NY 11706

### NORTH CAROLINA

5135 Surrett Drive, Archdale, NC 27263

### OHIO

97 Industrial Street, Rittman, OH 44270

### PENNSYLVANIA

852 W. Pennsylvania Avenue, Pen Argyl, PA 18072

### PENNSYLVANIA

23 Quarry Road, Douglassville, PA 19518

## CONTACT US

### TOLL FREE:

1.877.832.4625

WWW.TECHO-BLOC.COM

### PROUD MEMBER OF



# TECHO — BLOC

INSPIRING ARTSCAPES