




# STANDARD

CLASSIC SERIES PAVER / 60MM /  



## BUNDLE OVERVIEW



## UNIT



3.93" x 7.87" x 2.36"  
 100mm x 200mm x 60mm  
 Units/bundle: Full 477 / Half 18  
 Units/row\*: Full 53 / Half 2

## NOTES

For pedestrian and/or vehicular use. Provides a classic smooth surface with subtle edges.

\*Sold in full bundles only.

## BUNDLE SPECIFICATIONS

### IMPERIAL

### METRIC

	IMPERIAL	METRIC
Coverage	106 ft <sup>2</sup>	9.85 m <sup>2</sup>
Weight	2862 lbs	1298.18 kg
Rows*	9	
Coverage per row*	11.78 ft <sup>2</sup>	1.09 m <sup>2</sup>
Lineal coverage	156.2 ft / 312.8 ft	47.7 m / 95.4 m
Lineal coverage per row*	17.35 ft / 34.75 ft	5.3 m / 10.6 m
Coverage per unit*	0.22 ft <sup>2</sup>	0.02 m <sup>2</sup>
Units per ft <sup>2</sup> / m <sup>2</sup>	4.59	49.34

## COLOURS

- Buff Mix
- Buff-Brown Mix
- Charcoal
- Grey
- Grey Mix
- Red
- Red Mix
- Salmon Mix

## PATTERNS

